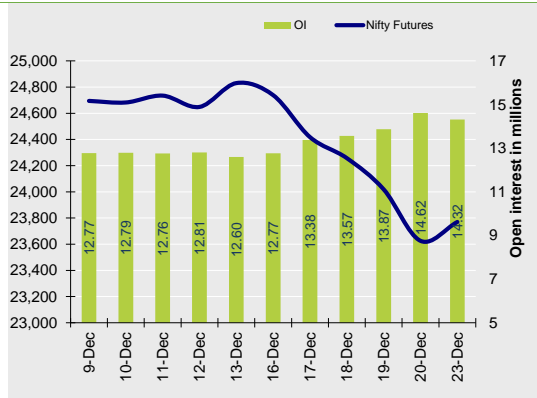


**Nifty Snapshot**

	Close	Prv Cl.	Ab chg	% chg
<b>Spot</b>	23,753.45	23,587.50	165.95	0.70
<b>Futures</b>	23,769.75	23,625.65	144.10	0.61
<b>OI(ml shr)</b>	14.32	14.62	-0.30	-2.05
<b>Vol (lots)</b>	343264	424820	-81556	-19.20
<b>COC</b>	16.30	38.15	-21.85	-57.3
<b>PCR-OI</b>	0.84	0.80	0.05	5.9

**Nifty Futures Price v/s OI**



**Institutional Activity in previous trading session**

(in Rs cr.)	Buy	Sell	Net
Index Futures	5702.37	6346.48	-644.11
Index Options	1554713.26	1583161.96	-28448.70
Stock Futures	126822.54	120276.06	6546.48
Stock Options	112929.30	108614.41	4314.89
FII Cash	8,705.49	8,874.20	-168.71
DII Cash	11,083.76	8,856.08	2,227.68

**Net FII Activity (in Rs cr.)**

Date	Idx Fut	Stk Fut	Idx Opt	Cash
23-Dec	-644.1	6546.5	-28448.7	-169
20-Dec	-1538.2	-737.4	-6770.9	-3598
19-Dec	-1519.4	-2974.2	-78122.4	-4225
18-Dec	-810.8	-942.2	-16190.0	-1317
17-Dec	-1224.5	-6360.2	-29637.8	-6410
16-Dec	-910.6	-3607.6	-4991.2	-279

**Technical Pivot (Intraday):**

	S2	S1	PIVOT	R1	R2
NIFTY	23540	23655	23780	23895	24015
BANKNIFTY	50780	51040	51260	51525	51745

(Price is in Rs; OI is in million units; Price chg and OI chg are in percentage) **NB RESEARCH**

**Fresh Longs seen in:**

Scrip	Price	Price chg	OI	OI Chg
IGL	390.8	1.1	26.6	16.7
JKCEMENT	4585.2	1.2	0.9	10.4
LODHA	1441.1	2.7	3.0	10.2

**Short Covering seen in:**

Scrip	Price	Price chg	OI	OI Chg
MANAPPURAM	186.0	2.8	52.0	-6.3
BANDHANBNK	165.7	4.4	98.8	-6.1
BANKNIFTY	51303.2	1.1	3.1	-5.8

**Fresh Shorts seen in:**

Scrip	Price	Price chg	OI	OI Chg
JSWENERGY	660.2	-1.6	6.9	22.4
APLAPOLLO	1545.1	-1.1	1.9	19.8
SUPREMEIND	4771.1	-1.6	0.3	16.8

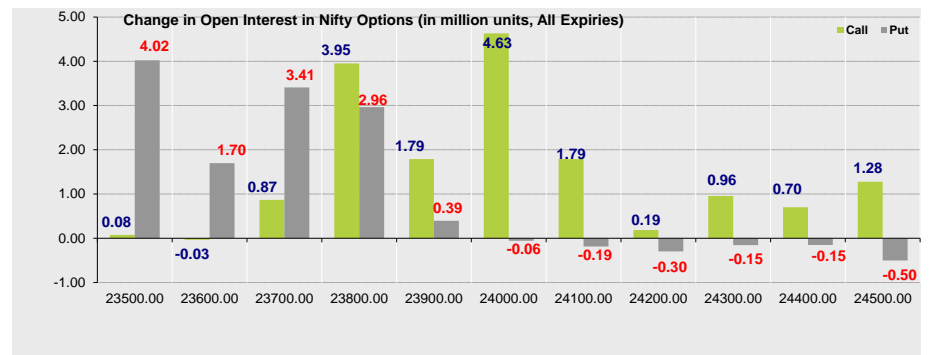
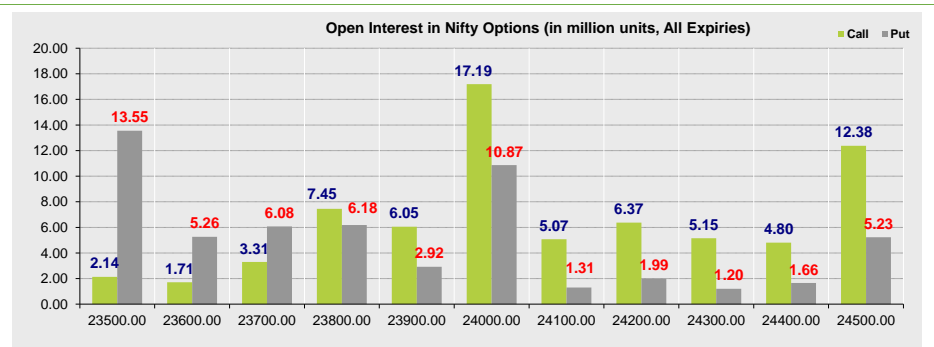
**Long Unwinding seen in:**

Scrip	Price	Price chg	OI	OI Chg
DALBHARAT	1757.2	-2.4	3.3	-9.9
CHAMBLFERT	508.3	-0.3	9.2	-6.2
ADANIGREEN	1036.8	-0.2	10.2	-6.0

**Summary**

- Indian markets closed on positive note where buying was mainly seen in Banking, FMCG, Metals Sectors. Nifty Dec Futures closed at 23769.75 (up 144.10 points) at a premium of 16.30 pts to spot.
- FII's were net sellers in Cash to the tune of 168.71 Cr and were net sellers in index futures to the tune of 644.11 Cr.
- India VIX decreased by 10.30% to close at 13.52 touching an intraday high of 16.88.

**Open Interest in Nifty Options:**



- The above second chart shows previous trading day's change in Nifty options where Addition in OI were seen in 23700, 23800, 23900, 24000 strike Calls and at 23500, 23600, 23700, 23800 strike Puts indicating market is likely to remain range bound in the near term.
- Highest OI build-up is seen at 24000 strike Calls and 23500 strike Puts, to the tune of 17.19mn and 13.55mn respectively.

**Outlook on Nifty:**

**Index is likely to open on a flattish note today and is likely to remain range bound during the day.**

NIFTY50 Options OI (CE OI = Resistance) (PE OI = Support)			
Symbol	Highest CE OI	Highest PE OI	CMP
ADANIPTS	1300	1200	1190
ADANIENT	2500	2500	2342
ASIANPAINT	2500	2400	2277
AXISBANK	1200	1150	1078
BAJAJ-AUTO	10000	9000	8758
BAJAJFINSV	1700	1560	1566
BAJFINANCE	7200	6600	6875
BHARTIARTL	1700	1600	1585
BPCL	300	280	290
BRITANNIA	5000	4700	4699
CIPLA	1500	1480	1474
COALINDIA	420	420	383
DIVISLAB	6000	5800	5855
DRREDDY	1400	1300	1339
EICHERMOT	5000	4500	4755
GRASIM	2700	2600	2528
HCLTECH	1960	1900	1905
HDFCBANK	1900	1800	1800
HDFCLIFE	650	600	622
HEROMOTOCO	4700	4600	4281
HINDALCO	670	670	635
HINDUNILVR	2500	2300	2335
ICICIBANK	1340	1300	1298
ITC	480	470	474
INDUSINDBK	1000	1000	944

NIFTY50 Options OI (CE OI = Resistance) ( PE OI = Support)			
Symbol	Highest CE OI	Highest PE OI	CMP
INFY	1960	1900	1924
IOC	150	130	138
JSWSTEEL	1000	900	938
KOTAKBANK	1800	1700	1743
LT	4000	3700	3643
LTIM	6300	6200	5737
M&M	3100	2800	2904
MARUTI	11500	10500	10806
NESTLEIND	2300	2000	2155
NTPC	370	330	334
ONGC	264	234	241
POWERGRID	345	315	315
RELIANCE	1300	1300	1224
SBILIFE	1500	1400	1403
SBIN	870	800	821
SUNPHARMA	1820	1800	1816
TATACONSUM	950	940	901
TATAMOTORS	800	800	721
TATASTEEL	150	140	142
TCS	4500	4000	4167
TECHM	1800	1700	1709
TITAN	3500	3300	3390
ULTRACEMCO	12000	11000	11457
UPL	560	500	510
WIPRO	320	300	308



**Derivative Recommendations:**

Stock Name	Call (Buy/Sell)	Entry price	Targets	Stop Loss	Duration	Status
HCLTECH Future	STBT	1906	1946	1820	STBT	Open

**FROM THE EQUITY DERIVATIVE DESK:**

**NIRAV HARISH CHHEDA**  
AVP - DERIVATIVES AND TECHNICAL RESEARCH  
E-Mail: [nirav.chheda@nirmalbang.com](mailto:nirav.chheda@nirmalbang.com)  
Tel no: 6273-8199/8000

**AMIT BHUPTANI**  
SNR.DERIVATIVES AND TECHNICAL RESEARCH ANALYST  
E-Mail: [amit.bhuptani@nirmalbang.com](mailto:amit.bhuptani@nirmalbang.com)  
Tel no: 6273-8242/8000

**DISCLOSURES**

Research Reports that are published by Nirmal Bang Securities Private Limited (hereinafter referred to as "NBSPL") are for private circulation only. NBSPL is a registered Research Analyst under SEBI (Research Analyst) Regulations, 2014 having Registration no. INH000001766. NBSPL is also a registered Stock Broker with National Stock Exchange of India Limited, BSE Limited, Metropolitan Stock Exchange of India Limited, Multi Commodity Exchange of India Limited, National Commodity and Derivative Exchange Limited and Indian Commodity Exchange Limited in cash and Equity and Commodities derivatives segments.

NBSPL has other business divisions with independent research teams separated by Chinese walls, and therefore may, at times, have different or contrary views on stocks and markets.

NBSPL or its associates have not been debarred / suspended by SEBI or any other regulatory authority for accessing / dealing in securities Market. NBSPL, its associates or analyst or his relatives do not hold any financial interest (Except Investment) in the subject company. NBSPL or its associates or Analyst do not have any conflict or material conflict of interest at the time of publication of the research report with the subject company. NBSPL or its associates or Analyst or his relatives may or may not hold beneficial ownership of 1% or more in the subject company at the end of the month immediately preceding the date of publication of this research report.

NBSPL or its associates / analyst has not received any compensation / managed or co-managed public offering of securities of the company covered by Analyst during the past twelve months. NBSPL or its associates have not received any compensation or other benefits from the company covered by Analyst or third party in connection with the research report. Analyst has not served as an officer, director or employee of Subject Company. NBSPL / analyst has not been engaged in market making activity of the subject company.

Analyst Certification: The research analysts and authors of these reports, hereby certify that the views expressed in this research report accurately reflects my/our personal views about the subject securities, issuers, products, sectors or industries. It is also certified that no part of the compensation of the analyst(s) was, is, or will be directly or indirectly related to the inclusion of specific recommendations or views in this research. The analyst(s) principally responsible for the preparation of this research report and has taken reasonable care to achieve and maintain independence and objectivity in making any recommendations.

**DISCLAIMER**

This report is for the personal information of the authorized recipient and does not construe to be any investment, legal or taxation advice to you. NBSPL is not soliciting any action based upon it. Nothing in this research shall be construed as a solicitation to buy or sell any security or product, or to engage in or refrain from engaging in any such transaction. In preparing this research, we did not take into account the investment objectives, financial situation and particular needs of the reader.

This research has been prepared for the general use of the clients of NBSPL and must not be copied, either in whole or in part, or distributed or redistributed to any other person in any form. If you are not the intended recipient you must not use or disclose the information in this research in any way. Though disseminated to all the customers simultaneously, not all customers may receive this report at the same time. NBSPL will not treat recipients as customers by virtue of their receiving this report. This report is not directed or intended for distribution to or use by any person or entity resident in a state, country or any jurisdiction, where such distribution, publication, availability or use would be contrary to law, regulation or which would subject NBSPL & its group companies to registration or licensing requirements within such jurisdictions.

The report is based on the information obtained from sources believed to be reliable, but we do not make any representation or warranty that it is accurate, complete or up-to-date and it should not be relied upon as such. We accept no obligation to correct or update the information or opinions in it. NBSPL or any of its affiliates or employees shall not be in any way responsible for any loss or damage that may arise to any person from any inadvertent error in the information contained in this report. NBSPL or any of its affiliates or employees do not provide, at any time, any express or implied warranty of any kind, regarding any matter pertaining to this report, including without limitation the implied warranties of merchantability, fitness for a particular purpose, and non-infringement. The recipients of this report should rely on their own investigations.

This information is subject to change without any prior notice. NBSPL reserves its absolute discretion and right to make or refrain from making modifications and alterations to this statement from time to time. Nevertheless, NBSPL is committed to providing independent and transparent recommendations to its clients, and would be happy to provide information in response to specific client queries.

Before making an investment decision on the basis of this research, the reader needs to consider, with or without the assistance of an adviser, whether the advice is appropriate in light of their particular investment needs, objectives and financial circumstances. There are risks involved in securities trading. The price of securities can and does fluctuate, and an individual security may even become valueless. International investors are reminded of the additional risks inherent in international investments, such as currency fluctuations and international stock market or economic conditions, which may adversely affect the value of the investment. Opinions expressed are subject to change without any notice. Neither the company nor the director or the employees of NBSPL accept any liability whatsoever for any direct, indirect, consequential or other loss arising from any use of this research and/or further communication in relation to this research. Here it may be noted that neither NBSPL, nor its directors, employees, agents or representatives shall be liable for any damages whether direct or indirect, incidental, special or consequential including lost revenue or lost profit that may arise from or in connection with the use of the information contained in this report.

Copyright of this document vests exclusively with NBSPL. Our reports are also available on our website [www.nirmalbang.com](http://www.nirmalbang.com)